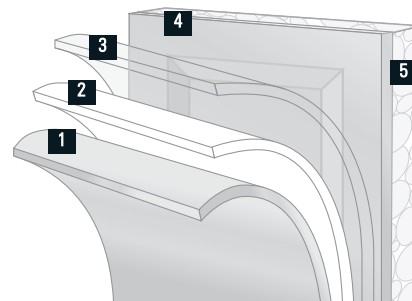




16' x 7' BuildMark, Colonial in White with Plain Colonial Windows

*Defined raised panel styling combines with an authentic woodgrain texture to give your garage door curb appeal with BuildMark® garage doors. The clean lines of colonial, ranch or flush panels add charm in an economically priced pan or insulated door. Or choose the carriage house option for a distinctive look.*



- 1** Baked-on Finish
- 2** Epoxy Primer
- 3** Galvanized Layer
- 4** High-Strength Steel
- 5** Polystyrene Insulation Option

BuildMark sections are constructed from high-strength, rust-resistant galvanized steel and are coated with a baked-on polyester paint finish for extended life. BuildMark also offers an optional layer of polystyrene insulation for additional thermal efficiency.

# WARRANTY:

Sections\*: Limited Lifetime (Rust-Through) — Track/Hardware: 5-year — Springs: 3-year

WWW.RAYNOR.COM

\*See full warranty details, available at [www.raynor.com](http://www.raynor.com)

## Hardware



Track formed from strong galvanized steel, paired with durable, long-wearing steel rollers ensures smooth, quiet operation.

## Insulation



An energy-saving core of polystyrene insulation provides added comfort and helps keep your garage quieter.

## Section Joints



Strong, roll-formed tongue-and-groove meeting rails seal out wind, rain, and snow, keeping your garage dry and secure.

## Authentic Woodgrain



Authentic woodgrain texture on the door's exterior adds visual appeal.

## Carriage House Panel Option



The Carriage House panel option offers a maintenance-free carriage house design in a steel pan door. Add character to your door with attractive decorative face hardware in either Bean or Fleur-de-lis handles or straps.

## Decorative Hardware

The black matte powdercoated straps and handles are designed to appear hand-forged, adding a historically-accurate dimensional quality to your door. Choose from handles and straps with Bean or Fleur-de-lis designs.



Bean Handles



Bean Strap



Fleur-de-lis Handles



Fleur-de-lis Strap

## SIZES

Heights: 6'6" through 10' in 3" increments (7'3" height not available)  
Widths: 6', 8', 9', 10', 12', 15', 16', 18', 20'  
Additional heights available. See Commercial BuildMark in Steelform.

## PANEL STYLES\*



1-Car Colonial




2-Car Colonial




1-Car Ranch



2-Car Ranch



1-Car Flush



2-Car Flush



1-Car Carriage House



2-Car Carriage House

\*1-car doors shown in 8' x 7' configuration; 2-car shown in 16' x 7'.

## COLORS



White




ClayTone



Almond



Brown




Desert Tan

## SNAP-IN WINDOW STYLES\*\*




Clear Ranch (shown) or Colonial



Stockbridge Ranch



Sunburst Colonial



Sunburst Ranch



Stockton Colonial



Stockton Ranch




Cascade Colonial



Cascade Ranch



Sherwood Colonial



Cathedral Colonial



Arched Stockton Ranch



Prairie Ranch



Sunray Ranch\*

\*\*Not all window styles are shown. Please consult your Raynor Dealer or see the Raynor Decorative Windows literature for more options.

\*Windows are shown in 1-car configurations, except Sunray Ranch.

# NEPTUNE DOOR CO.

# RAYNOR

800-4-RAYNOR (472-9667)

[www.raynor.com](http://www.raynor.com)

P.O. Box 448, 1101 East River Road • Dixon, IL 61021-0448